PCOC

palliative care
outcomes collaboration



A profile of patients receiving palliative care

Victoria | July to December 2018

PCOC is a national palliative care project funded by the Australian Government Department of Health | **pcoc.org.au**

PCOC wishes to acknowledge the valuable contribution made by the many staff from palliative care services who have spent considerable time collecting, collating and correcting the data and without whose effort this report would not be possible.

This work is copyright. It may be produced in whole or in part for study or training purposes subject to the inclusion of an acknowledgement of the source. It is not for commercial usage or sale. Reproduction for purposes other than those above requires the written permission of PCOC.

Suggested citation: Connolly A, Burns S, Allingham S, Connolly J, Foskett L and Clapham S (2019*) A profile of patients receiving palliative care in Victoria for July – December 2018*. Palliative Care Outcomes Collaboration, Australian Health Services Research Institute, University of Wollongong

For additional information please contact:

The Palliative Care Outcomes Collaboration
Building 234 (iC Enterprise 1), Innovation Campus
University of Wollongong, NSW 2522
Tel: +61 2 4221 5092
email: pcoc@uow.edu.au
website: www.pcoc.org.au

PCOC has made every effort to ensure that the data used in this report are accurate. Data submitted to PCOC are checked for anomalies and services are asked to re-submit data prior to the production of this report. We would advise readers to use their professional judgement in considering all information contained in this report.

Published April 2019

Table of contents

Introduction 3
Patient characteristics 4
Diagnosis 5
Referrals to palliative care 6
Palliative care phase 8
Place of death 8
Data included 9
Glossary 11

Introduction

The Palliative Care Outcomes Collaboration (PCOC) is a national program that aims to improve the quality and outcomes of palliative care in Australia. This is achieved via a standardised clinical language that supports a national data collection. This report provides a high level profile of 7,189 patients who received palliative care in Victoria during July to December 2018 and had their pain, symptom, family / carer and psychological / spiritual issues assessed as part of routine clinical care.

For more detailed information, including a summary of the national achievement against PCOC's 20 benchmarked patient outcome measures, please see the companion report *Patient outcomes in palliative care in Victoria, July – December 2018.*

Patient characteristics

Table 1 describes the demographics of patients receiving palliative care.

Table 1 Patient demographic summary

Patient demographics		N	%
Sex	Male	3,687	51.3
	Female	3,502	48.7
Indigenous status	Aboriginal and/or Torres Strait Islander origin	49	0.7
	Not Aboriginal and/or Torres Strait Islander origin	6,929	96.4
Country of Birth	Born in Australia	3,846	53.5
	Born outside Australia	2,971	41.3
Preferred language	English	5,977	83.1
	Other than English	1,018	14.2
Primary diagnosis	Malignant	5,094	70.9
	Non-malignant	2,009	27.9
Age at beginning of episode	Average age	73.5	
	Median age	75.0	

Figure 1 Patients by sex and age group

The average **age** for **males** was **73.7 years**

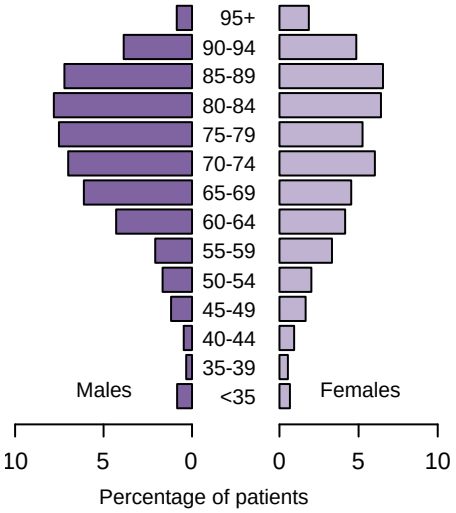

The average **age** for **females** was **73.3 years**

Diagnosis

Diagnosis reflects the primary illness responsible for the person requiring palliative care. These illnesses are classified as either malignant (cancer) or non-malignant (illnesses other than cancer). Figure 2 shows how the split between malignant and non-malignant has changed since 2016, whilst Figure 3 shows a more detailed breakdown of diagnoses for the current six-months.

Figure 2 Diagnosis over time

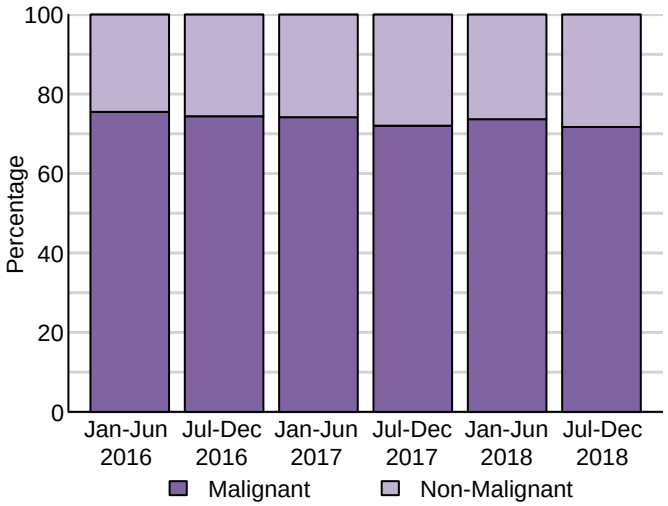

Figure 3 Diagnosis

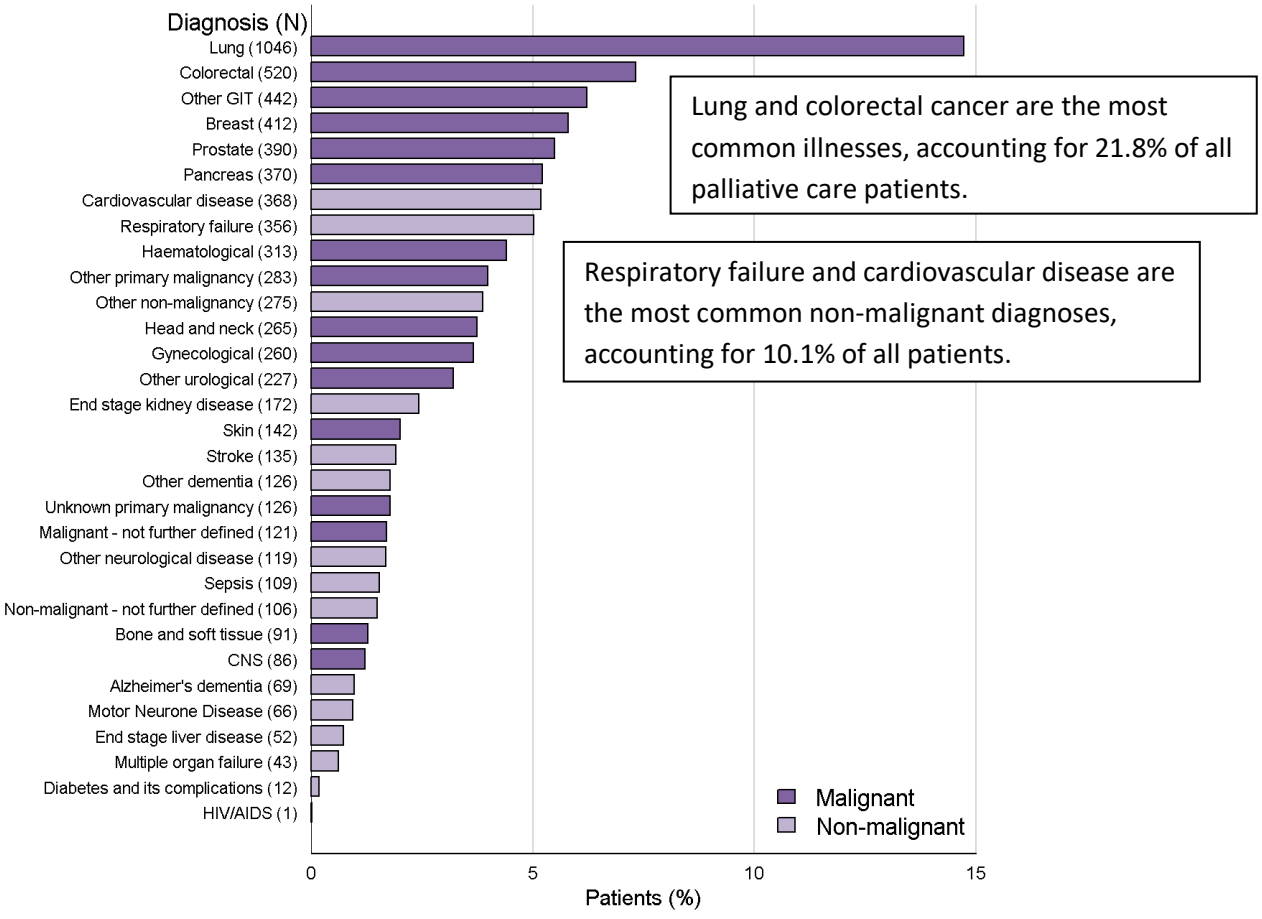

Referrals to palliative care

Table 2 Referral source over time

Referral Source	Jan-Jun 2016	Jul-Dec 2016	Jan-Jun 2017	Jul-Dec 2017	Jan-Jun 2018	Jul-Dec 2018
	N=6,460	N=6,883	N=7,099	N=7,324	N=7,202	N=7,656
Public hospital	62.4	63.9	60.6	58.0	57.7	58.9
Private hospital	11.3	10.7	13.5	15.4	15.6	14.2
Outpatient clinic	1.3	0.9	0.6	1.0	1.3	1.1
General practitioner	4.4	4.4	3.9	4.0	3.7	3.7
Specialist medical practitioner	3.7	3.9	4.5	4.6	4.6	4.4
Community palliative care service	10.3	9.6	10.4	8.7	9.5	9.4
Community generalist service	0.4	0.3	0.4	0.4	0.2	0.3
Residential aged care facility	1.8	1.5	1.2	1.5	1.5	1.9
Self, carer(s), family, friends	2.3	2.1	1.8	2.2	2.5	2.4
Other	2.0	2.6	3.0	3.8	2.6	2.9
Not stated/inadequately described	0.1	0.1	0.2	0.6	0.8	0.8
Total	100	100	100	100	100	100

Note: Only includes episodes that started during each six month reporting period.

Figure 4 Phase as beginning of episode

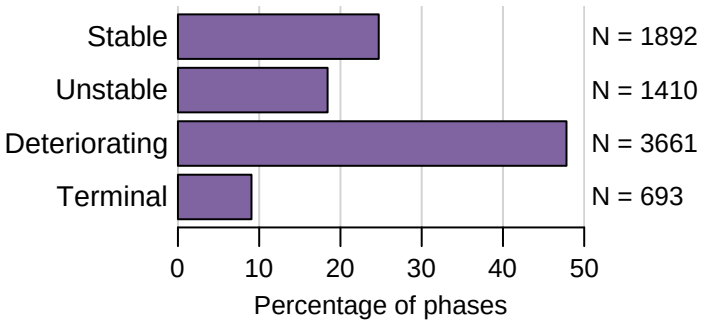

The most common first phase is

deteriorating

with an average duration of 9.3 days.

Figure 5 Phase at beginning of episode - over time

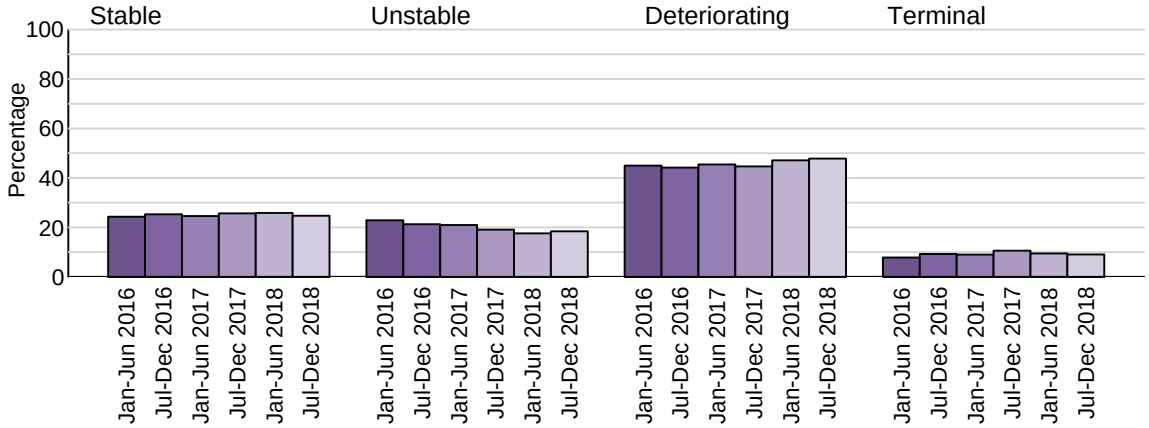

Despite pain often being thought to be the most distressing symptom at the end of life, the patient rated symptom with the highest number of severe scores is fatigue (3.5%). The symptom causing the least distress is nausea, rated by patients as 'absent' 78.3% of the time.

Figure 6 Symptoms and problems at episode start

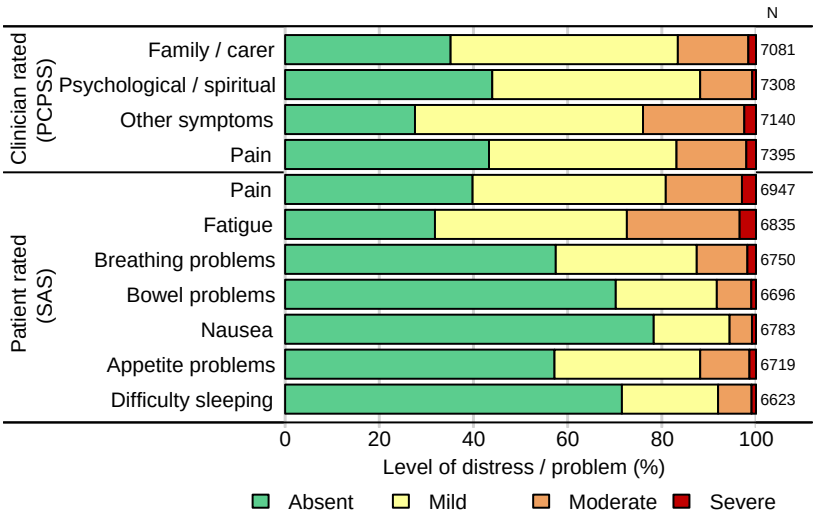

Figure 7 Moderate & severe problems at episode start (Clinician rated)

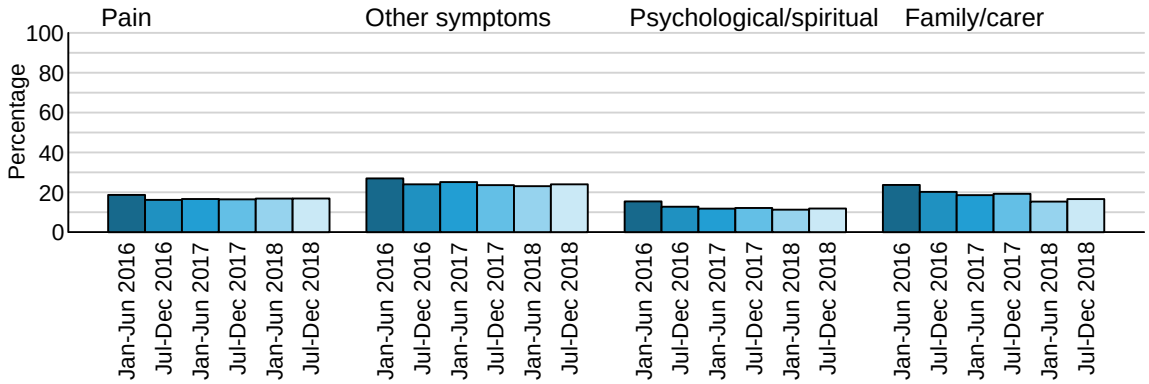

Figure 8 Moderate & severe symptom distress at episode start (Patient rated)

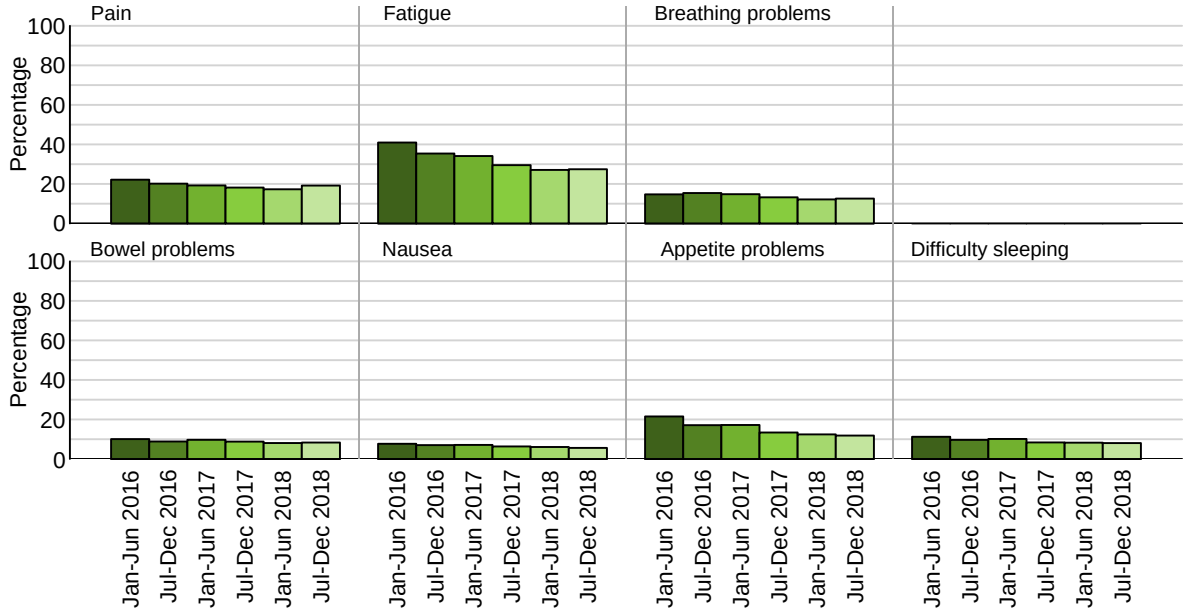

Palliative care phase

The palliative care phase type describes the stage of the patient's illness and provides a clinical indication of the level of care a patient requires. Table 3 describes the number of phases and phase length.

Table 3 Profile of palliative care phase

Phase type	N	%	Average phase length (days)
Stable	6,256	29.7	18.2
Unstable	3,483	16.5	1.8
Deteriorating	8,349	39.6	10.7
Terminal	2,987	14.2	2.3
All phases	21,075	100.0	10.0

Note: Phase records where phase length was greater than 90 days were considered to be atypical and are excluded from the average calculations.

The **deteriorating phase** is the most common with an average duration of 10.7 days.

Figure 9 Phase profile overtime

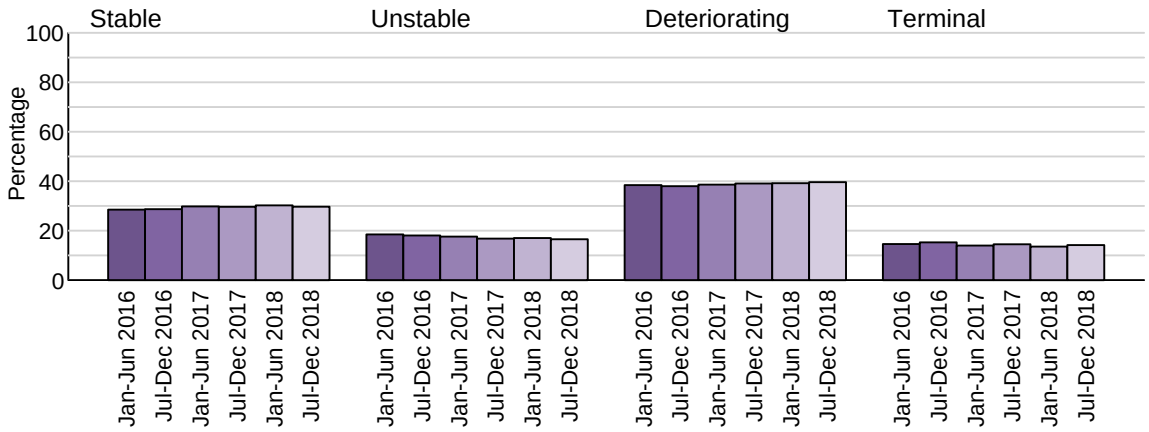

Place of death

For July - December 2018, 3,129 patients died in the care of a specialist palliative care service. Of these deaths, 21% occurred at the persons home, 11.6% in a residential aged care facility and 67.3% in hospital.

Data included

Table 4 Data item completion

Patient level items	%
Date of birth	100.0
Sex	100.0
Indigenous status	97.1
Country of birth	94.8
Preferred language	97.3
Primary diagnosis	98.8
Episode level items	**%**
Date of first contact	100.0
Referral date	100.0
Referral source	99.3
Date ready for care	100.0
Mode of episode start	99.4
Accommodation at episode start	96.2
Episode end date	94.6
Mode of episode end	99.8
Accommodation at episode end	97.3
Place of death	99.5
Phase level items	**%**
Phase end reason	99.9
Clinical assessments (completion at phase start / discharge)	**%**
RUG-ADL Bed mobility	90.8 / 48.2
RUG-ADL Toileting	90.8 / 48.2
RUG-ADL Transfers	90.7 / 48.2
RUG-ADL Eating	90.4 / 47.8
PCPSS Pain	92.9 / 49.0
PCPSS Other symptoms	90.7 / 48.2
PCPSS Psychological / spiritual	91.8 / 48.2
PCPSS Family / carer	89.4 / 47.9
SAS Difficulty sleeping	84.9 / 43.6
SAS Appetite problems	86.4 / 44.7
SAS Nausea	88.1 / 46.3
SAS Bowel problems	86.6 / 44.5
SAS Breathing problems	87.3 / 45.9
SAS fatigue	88.9 / 46.8
SAS Pain	92.7 / 49.7
AKPS	92.1 / 49.1

Table 5 Number of patients, episodes and phases over time

	Jan-Jun 2016	Jul-Dec 2016	Jan-Jun 2017	Jul-Dec 2017	Jan-Jun 2018	Jul-Dec 2018
Patients	6,065	6,561	6,687	6,728	6,681	7,189
Episodes	7,874	8,238	8,628	8,837	8,825	9,371
Phases	16,597	17,839	19,374	19,372	19,549	21,075
Average number of phases per episode*	2.1	2.1	2.2	2.1	2.1	2.2

*Calculated for closed episodes that started and ended within the reporting period and excludes bereavement phases.

Glossary

AKPS The Australia-modified Karnofsky Performance Status (AKPS) is a measure of the patient's performance across the dimensions of activity, work and self-care at phase start. It is a single score between 10 and 100 assigned by a clinician based on observations of a patient's ability to perform common tasks relating to activity, work and self-care.

Episode An episode of care is a period of contact between a patient and a palliative care service that is provided by one palliative care service and occurs in one setting. An episode of care ends when either; the patient is formally separated from the current setting of care; the patient dies; or the principal clinical intent of the care changes and the patient is no longer receiving palliative care. Under this definition, a patient receiving palliative care is likely to have more than one episode of care.

Patient PCOC defines a patient as a person for whom a palliative care service accepts responsibility for assessment and/or treatment as evidenced by the existence of a medical record. Family / carers are included in this definition if interventions relating to them are recorded in the patient medical record. As a result, if a patient is seen in two different services with different medical record systems they will be counted twice in the total number of patients.

PCPSS Palliative Care Problem Severity Score (PCPSS) is a clinical tool used for initial screening and ongoing coordination of specialist palliative care. Clinician rated, it facilitates the global assessment of four palliative care domains: pain, psychological / spiritual, other symptoms and family / carer.

Phase Palliative care phase identifies a clinically meaningful period in a patient's condition. The palliative care phase is determined by a holistic clinical assessment which considers the needs of the patients and their family and carers. The phases provide a framework for referrals, triage and care planning.

RUG-ADL Resource Utilisation Groups – Activities of Daily Living (RUG-ADL) consists of four items (bed mobility, toileting, transfers and eating) and assesses the level of functional dependence, based on what a person actually does, rather than what they are capable of doing.

SAS Symptom Assessment Scale (SAS) describes the patient's level of distress relating to individual physical symptoms. The symptoms in the scale are the seven most commonly experienced by palliative patients; difficulty sleeping, appetite problems, nausea, bowel problems, breathing problems, fatigue and pain. The instrument is designed to be a patient rated tool but also allows for rating by proxy (e.g. family, carer or clinician).