‘Train the Trainer’
Educational and Resource Package
Transition to the NIKI T34 Syringe Pump

Sankey, B. and Healy, S.
Developed by Brisbane South Palliative Care Collaborative (BSPCC)*
and Metro South Palliative Care Services

Section 1. Introduction

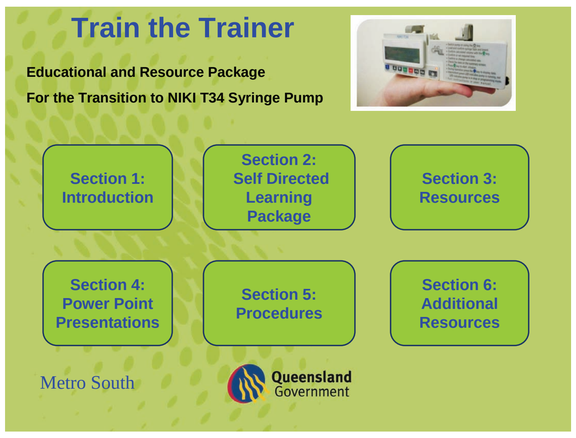

This train the trainer educational resource package was designed for clinical educators/facilitators to deliver training to all registered nurses who are required to manage a NIKI T34 syringe pump within the Metro South Health Service District (MSHSD). It has been endorsed by the MSHSD Transition to NIKI T34 Education Group. It is expected that this resource is generalisable to other Palliative Care Services in other health districts.

The primary outcome for the use of this educational and resource package is to provide registered nurses with a standardised, evidenced based approach regarding the use of the NIKI T34 syringe pump.

The Transition to NIKI T34 Learning Package is divided into six sections, as outlined on the left hand side of this poster. In Section 2, the self directed learning modules, Parts A and B, need to be completed successfully by candidates before progression to Part C, the practical competency checklist.



Access to the package for Non Queensland Health staff: email Dee_Jeffrey@health.qld.gov.au

Access to the package for Queensland Health staff: Intranet http://paweb.sth.health.qld.gov.au/elearning/train_trainer/niki_t34_pump_ed.pps

Section 2. Self Directed Learning

Self directed learning package containing

- Part A - NIKI T34 Device Orientation
- Part B - NIKI T34 Syringe Pump Workbook
- Part C - Practical Competency Checklist
- Optional Scenarios
- Answer Sheet
- Certificate of Completion

A

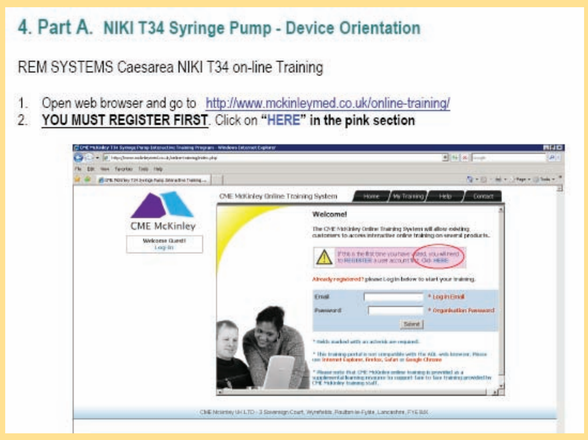

B



C



ROYAL COLLEGE of NURSING Australia

The Self Directed Learning Package is endorsed by APEC no: 051115170 as authorised by the Royal College of Nursing, Australia (RCNA) according to approved criteria.
Completion attracts 2 RCNA CNE points as part of the RCNA’s Life Long Learning program (3LP).

Section 3. Resources

- NIKI T34 Syringe Pump Bedside Set up Checklist
- Guidelines for the Handling of Medications in Community-Based Palliative Care Services in Queensland
- Guidelines for Subcutaneous Infusion Device Management in Palliative Care
- Things You Might Want to Know About Your Driver or Pump
- Compact Disc with Electronic Copy of Educational Resources



Section 4. Power Point Presentations

- Set up and Use of NIKI T34 Syringe Pump
- Transition to NIKI T34 Self Directed Learning Package





Section 5. Procedures

- Work Instruction templates – Set Up Instruction for the Continuous Subcutaneous Infusion Using a NIKI T34 Syringe Pump
- Queensland Health Procedure – Guidelines for use of the QH Subcutaneous Medication Infusion Device Chart

Section 6. Additional Resources

- Subcutaneous Medication Infusion Device Chart
- Subcutaneous Medication Infusion Device Chart Poster
- QH Subcutaneous Medication Infusion Device Chart Order Form
- Caesarea Medical Electronics NIKI T34 Syringe Pump Instruction Manual
- Lanyard Template - Loading & Priming of NIKI T34
- Template for Syringe Pump Labels



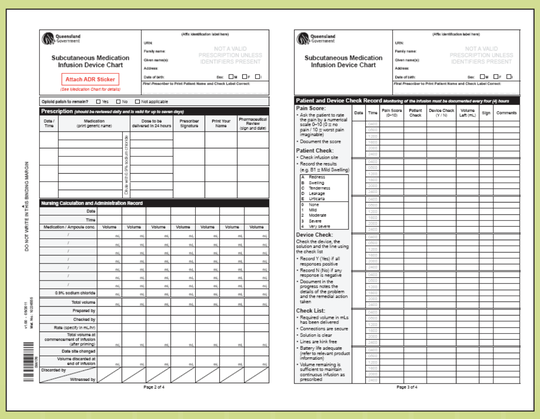

Queensland Government

***BSPCC is a research partnership initiative that sits within Queensland Health and involves two complimentary institutions – Metro South Health Service District and Griffith University School of Medicine**

Poster produced by Multi Media Unit,
Princess Alexandra Hospital