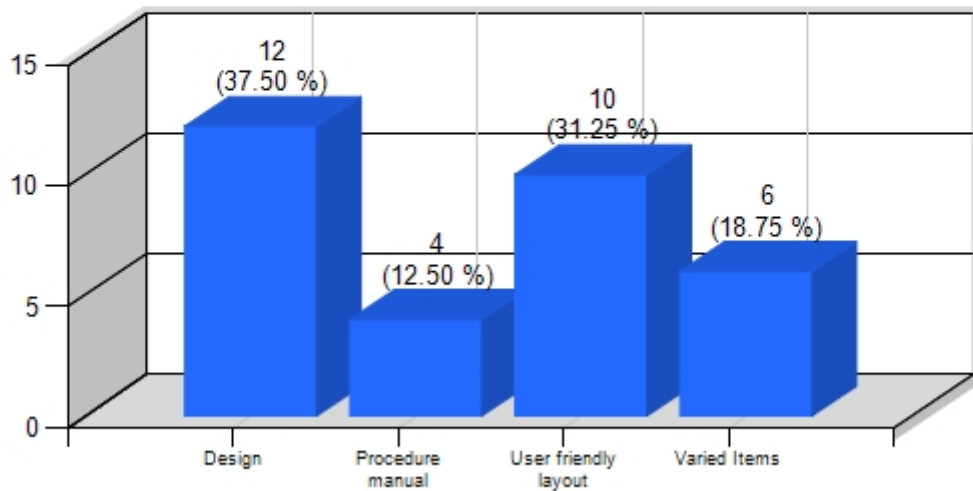
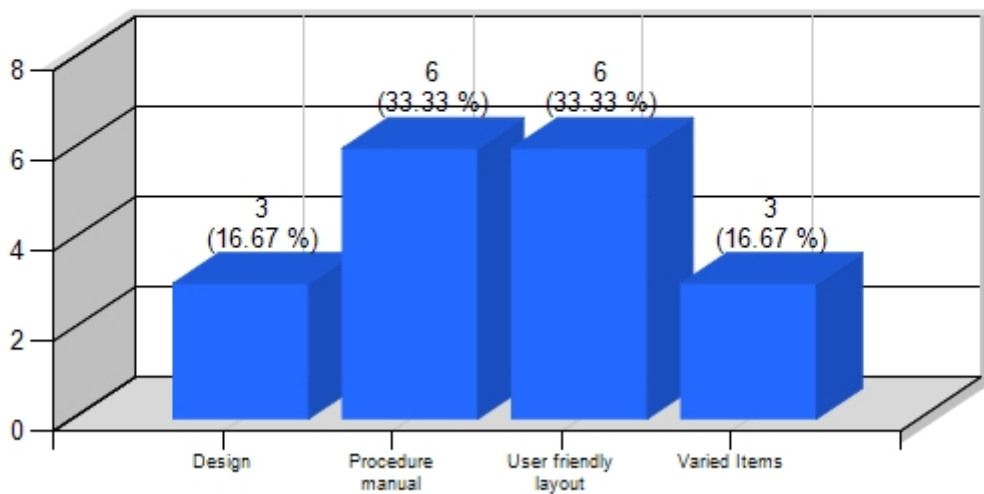


**Please select the things you like about this survey tool
(22 Responses)**



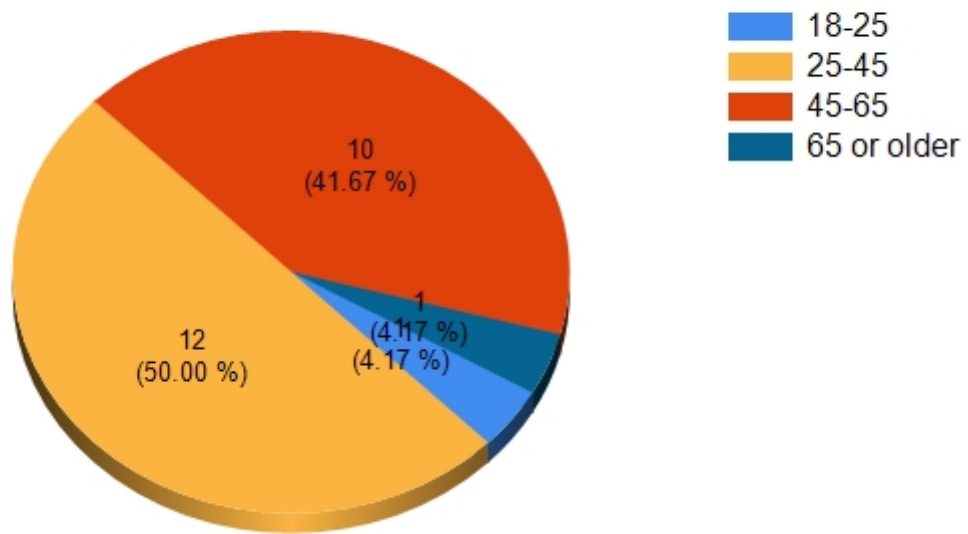
**Please select the things you like about this survey tool
(16 Responses)**



**Date of Completion
(22 Responses)**

11/11/2005
24/08/2004
03/03/05
11/11/2005
11/11/2005
13/11/05
15/11/2005
1/03/2006
30/04/2006
30/05/2006
11/07/06
21/07/2006
15/08/2006
17/08/2006
4/09/2006
13/02/2007
03/05/07
28/05/07
6/25/2007
04/07/07
19.07.2007
07/12/2007

**What age group do you fall into?
(24 Responses)**



**1. Considering all parts of your life - physical, emotional, social, spiritual and financial - over the last 2 days, your quality of life was?
(24 Responses)**

	0	1	2	3	4	5	6	7	8	9	10	Average	Average
Select one button in the scale to indicate your Global Quality of Life	2 (8.33%)	2 (8.33%)	1 (4.17%)	1 (4.17%)	2 (8.33%)	2 (8.33%)	1 (4.17%)	7 (29.17%)	6 (25.00%)	0 (0.00%)	0 (0.00%)	5.33	0.00